



# On the Prowl

## Mid-America Classic Cougars.

Find us at  
[midamericaclassiccougars.com](http://midamericaclassiccougars.com)  
[midamericacougars@gmail.com](mailto:midamericacougars@gmail.com)

<https://www.facebook.com/MidAmericaClassicCougars>

### MACC Newsletter

Sep 2017

Welcome to the second installment of our very own newsletter "On the Prowl". We look forward to providing some great info with the club and are excited about a couple of new features this issue!

### 2017 Tulsa Nationals Gear

#### Calendar of Events

Sep 17<sup>th</sup> Club Meeting  
Freeway Café 49<sup>th</sup> W Ave.  
Tulsa @ 2pm

Oct 29<sup>th</sup> Club Meeting  
Cruise to Pops TBD

Nov 19<sup>th</sup> Club Meeting  
TBD

Dec 16<sup>th</sup> Christmas Party  
Randy Christians Home  
13807 S 19<sup>th</sup> Court  
Bixby, OK @ 6pm

### 2017 Tulsa Nationals Gear

The club has many show posters left, and have reduce the price of \$5. There are also show shirts available for \$10. Hurry at these prices they won't last long.

### MACC Collector Cars

We are collecting PRE-ORDERS now. The 1/64<sup>th</sup> scale collector cars will be made with the MACC logo on the top of the car and the backer card enclosed in plastic case. Cost is \$15. The cars will be silver with blue logo or red with a blue logo. A total count of 25 cars is needed to place an order.



Members can either PayPal the club or mail a check. Monies will be collected before the order is placed, shipping is an additional charge. If you are interested please send a check to Dwight Griffis, 3209 S. Linwood Drive, Sand Springs, OK 74063, and ADD a note stating Red and /or Silver and how





many of each color. Orders will be placed as soon as we reach an order of 25 cars.

## Tech Tips

This installment of Tech Tips was submitted by Dan Whisenant, Thanks Dan for the great article!

### Intermittent wiper switch installation

Part number MC68WI (For a 1968 Mercury Cougar)

Purchased from "Restoration Parts Source"

1-510-786-2067

[www.restorationpartssource.com](http://www.restorationpartssource.com)

by Dan Whisenant

(Note: Before beginning the removal of the wiper switch, think about installing an LED lighting kit from [www.HiPoParts.com](http://www.HiPoParts.com). and upgrading your clock, if equipped, with a quartz movement from Instrument Services Inc. at [www.ClockandGauges.com](http://www.ClockandGauges.com).)

Removal and installation of gauge package.

1. Disconnect the ground terminal from the battery.
2. Remove the gauge package mounting screws (4 at the top and 3 at the bottom) and the button on wiper switch arm with an Allen wrench (the screw is on the underneath side of the button).
3. Place a towel over the steering column to prevent scratching the paint.
4. Pull the gauge cluster slightly forward. Reach behind the cluster to disconnect the 5-wire wiper switch connector.
5. At the bottom of the cluster, remove the speedometer cable retaining nut and cable.
6. Tilt the cluster face down. (Note: If you are installing the LED light package or upgrading your clock, continue by removing the remaining wiring connectors and remove the cluster by rotating it clockwise around the column.
7. Remove the 2 mounting screws that secure the wiper switch to the gauge cluster and remove the old switch.
8. Scuff the back of the gauge cluster where the wiper screws mount to guarantee a good ground connection.
9. Install the new switch to the back of the gauge cluster, holding it flush to the back of the cluster.
10. Install the 2 mounting screws in the switch and tighten securely.
11. Turn the wiper switch to the "Off " position. (Note:

The new wiper switch does not have the same travel as the old switch.



12. At the bottom of the cluster, reinstall the speedometer cable and retaining nut.
13. Connect the wiper wiring harness to the new wiper switch.
14. Install the gauge cluster back into the dash. (Note: the new switch housing is slightly larger than the original switch and may require a little finesse reinstalling). Install the gauge cluster mounting screws and the button on the wiper switch arm.
15. Reconnect the negative battery terminal.

### Operation

The switch maintains the OEM left "Off " position and right "High" position while providing 5 variable speeds with delay intervals of 18, 12, 9, 6, and 3 seconds. After moving the switch to the "low" position, each flick of the switch to the "high" position and back to the "low" position will decrease the intermittent delay by 3 seconds (18, 12, 9, etc.). By moving the switch to the "High" position for 1 second, then to the "Low" position will allow the switch to return to the OEM 2 speed switch. Moving the switch from the "low" position to the "Off" and back to "Low" will allow the intermittent delay to begin at 3 seconds. Each movement to "Off" and back to "Low" will increase the delay by 3 seconds (3, 6, 9, etc.). Turning the switch to the "Off" position for 1 second will allow the switch to revert to the original 18 second delay.

If you would like to contribute an article big or small submit it to the company email or contact John Phillips @918-443-7300. Next submission due by Dec.2 for our December Issue





## New Club Members

We want to welcome 2 new members to the MACC family. WELCOME!!!!

Jim and Kim Morgan from Branson, MO

Randy and Liz Jackson from Park Hill, OK

## Is That Your Ride!



Father and Son Project

### Father and Son Project

Floyd and Charlie Brown started a new project in May of 2017. They purchased a 1968 GT and had it shipped from Henderson, Nevada. The car arrived on May 14<sup>th</sup> at 10PM. We put anew gas tank in it, flushed the gas lines and it started, but we did not want to keep running it. It is a running and driving GT, well, it was. We have pulled the engine to go to James Brown to be rebuilt. The transmission has

been rebuilt and the rear-end must be gone through. With the engine and transmission out of the way, we have removed the undercoat down to the red oxide primer from the bottom



side of the car and cleaned and primed the engine bay. It will go back to factory colors. In the process, we discovered a few rust holes in the

floorboard that must be addressed. Did I say this was a California car, yep, it has all the lovely emissions that need to be rebuilt and put back onto the car. The smog pump has been shipped off to Scottsdale for a rebuild and all the correct hoses and belts are on their way. We are spending most of the time bead blasting the engine brackets and painting them the correct black. The front grill assembly has been removed for restoration and that should be fun. Since we are going back all original we are finding the 68 GT parts are very rare and as I was told at a swap meet, "that's is a unicorn". We hope to have the engine bay painted in September and the drive train back in by October. That will give us the winter to work on the interior, grill, taillight restoration, etc. We are looking forward to having fun on this project and taking it back to original.

## Brian and Christi Brown



Introducing Brian and Christi Brown, here is Brian's story. Our ride is a '67 standard car with a 289 and a C-4 transmission. When we bought the car, the interior was in good shape so we will leave it alone for now. The body, however had some issues such

as rust and a few small dings so we are currently working on that. The front suspension was pretty worn, so we decided to replace it with a Mustang II style front end with disc brakes and power rack and pinion steering, (which my wife, Christi, graciously bought me for Christmas). To install the new front suspension, we had to remove everything from the engine compartment, deleted the shock towers and replaced the radiator support, inner fenders and the right front frame rail due to rust. We are putting a 351W H.O. and a built C-6 in it along with a 9" rear with 3.25 gears. It is still a work in progress and will be for a while, but we are anxious to take it out and







enjoy the improvements.



A Look at Brian's handiwork. Looks awesome!

## Adam's Polishes



We are an affiliate club member for these products and receive a 20% discount on most items. To receive discount, we need to place our order through our local representative Bill

Immell. Check out his website <http://bkispecialties.com> He can be reached at [Bill@bkispecialties.com](mailto:Bill@bkispecialties.com) or by phone (918) 698-6669

## Local Stars

Legendary Cougar Magazine Volume 3 Issue 2 has a feature on our very own Randy Christian and his 67 Cougar. Be sure to check it out!

Randy & Liz Morgan recently took 1<sup>st</sup> place in their division at the Claremore Chili and Bluegrass Festival Car Chow with the beautiful 1971 Cougar. Well Done!



## Did you know?

Front bench seats were offered in a Cougar 1967-69, accounting for about 3% of the Cougars produced in that time span? --WCCC

In 1968 the Mercury Cougar GT-E was the only Ford product to receive a 427 engine, as well as being the very last to be equipped with that engine? --WCCC

All 1967 Cougars painted Diamond Blue (code N, 650 total cars) had Black or Blue comfort weave bucket seats? --WCCC

In 1973, although it was a factory option, Ford records say zero Cougars were delivered with drum brakes? -WCCC

In 1967 there were 665 Cougars factory equipped with Speed (Cruise) Control? -WCCC

Did you know the Mercury Cougar has made an appearance in many movies and TV shows, the IMCDB (Internet Movie Cars Database) will allow you to search by car and bring up a list of movies with screen shots of the car. Check them out at the website below.

<http://www.imcdb.org/vehicles.php?make=Mercury&model=Cougar&page=1>

Got a fun fact email it to us!

## Car Shows \* denotes club event

**Sept 23, 2017**

**Chelsea, OK**

Chelsea Jamboree Classic Car Show

Registration \$15 8am -12pm, Parade following Car Show starting at 4pm. 40 Categories and special awards

**\*Sept 30<sup>th</sup> 2017**

**Claremore Lake**

Route 66 Car and Motorcycle Show at Claremore Lake-There are over 40 classes with 3 awards per class. Custom built trophies for Best Ford, GM and Mopar Best Paint, Best of Show, Gas Card awarded





for distance \$100 Club participation award (let's get it this one), Pin-Up Contest, Arts and Crafts, Food and Music, Drawings for cash and prizes throughout the day. Register before Sept. 12<sup>th</sup> and its \$15 and get entered for a \$50 drawing, after Sept 12<sup>th</sup> it is \$20 no entry for drawing. Get registration form from their website [www.route66cruisersok.org](http://www.route66cruisersok.org)

**\*October 7<sup>th</sup>**

**Mounds, OK**

14<sup>th</sup> Annual Mounds Car Show Downtown Mounds, OK., on Hwy75A. Pre-Register by Sept 27<sup>th</sup> for \$15 after that date it will be \$20. Receive \$3 dollars off by bringing a can good donation. Open to all cars, trucks and motorcycles. Over 50 trophy classes top 3 in each. 14 Special Awards Cash and Gift Drawings 50/50 Pot. Proceeds to benefit Mounds Community Angel Tree and Food Bank. Info phone Myra Burke 918-346-5867 email [moundscarshow@yahoo.com](mailto:moundscarshow@yahoo.com)

**\* Feb 16<sup>th</sup>-18th**

**Tulsa, OK**

Darryl Starbirds National Rod & Custom Show This is a great show and we will all get to park together as a club. Cars, Live Entertainment, Food, Vendors all at the Expo Center. More info to come

## Websites

### Car Shows and Cruise Information

[www.route66cruisersok.org/carshow.htm](http://www.route66cruisersok.org/carshow.htm)

<http://www.carshowfinder.org>

## Looking for Parts /-Parts for Sale

Looking to buy, sell or trade a part? Submit the info to MACC website in the forums section.  
[www.midamericaclassiccougar.com](http://www.midamericaclassiccougar.com)

[www.westcoastclassiccougarinc.com](http://www.westcoastclassiccougarinc.com)

[www.cjponyparts.com](http://www.cjponyparts.com)

[www.nationalpartsdepot.com](http://www.nationalpartsdepot.com)

[www.mustangsunlimited.com](http://www.mustangsunlimited.com)

[www.johnsclassiccougars.com](http://www.johnsclassiccougars.com)

## Facebook Groups

Mid-America Classic Cougar

Mercury Cougar Group 1967-68-69-70-71-72-73

Mercury Cougar Drivers

Mercury Cougar Restorations 67 68 Group

Mercury Cougar 1969 1970 69 70 cars & parts – buy and sell

Mercury Muscle Cars

Mercury Cougar 69 / 1969

## We are not alone Cougar Clubs



Cougar Club of America-- [cougarclub.org](http://cougarclub.org)

Mid America Classic Cougars --Midwest  
[midamericaclassiccougars.com](http://midamericaclassiccougars.com)

Arizona Cougar Car – Arizona  
<http://clubs.hemmings.com/azcougarclub>

Cascade Cougar Car Club –Washington State  
[cascadecougarclub.com](http://cascadecougarclub.com)

Cats Classic Cougar Club --Michigan  
[www.catsccc.com](http://www.catsccc.com)

Colorado Cougar Club --Colorado  
<http://www.coloradocougarclub.com>

Delmarva Cougar Club --Delaware  
<https://www.facebook.com/dcconline/>





Fordnutz Cougar Club -- Canada  
[fordnutz.org](http://fordnutz.org)

Lone Star Cougar Club --Texas  
[lonestarcougarclub.com](http://lonestarcougarclub.com)

Mercury Stray Cats Classic Automobile Club --CA  
<http://straycatscc.com/>

New England Cougar Club --Massachusetts  
[necougarclub.com](http://necougarclub.com)

Cougar Club of New Jersey and Pennsylvania NJ-Penn  
[www.ccnjpa.com](http://www.ccnjpa.com)

Northern California Cougar Club --California

Cougar Club of San Diego --California  
<http://cougarplace.tripod.com/>

Southern California Cougar Club --California  
[socalcougarclub.org](http://socalcougarclub.org)

Sunshine State Cougar Club --Florida

Tennessee Cougar Club --Tennessee

Utah Cougar Club --Utah  
<http://www.topcatscougarclub.com/>

Sierra Nevada Cougar Club --Nevada

Welcome to the newest addition to the Cougar Club family having their first meeting last month!!

New York Classic Cougar Club --New York  
<https://www.facebook.com/NY-Classic-Cougar-Club-518324595182936>




## International

CCO Germany --Germany

M60 Cougars --Manchester

## Cougar Club of America

We would like to encourage everyone to be a member of CCOA, it's a great organization to belong to. They help other clubs across the country organize, and startup. As well as promote the cars we have come to know and love. With a membership, you have access to the quarterly "At The Sign Of The Cat" magazine, want ad section of the website, online store etc. Check them out [cougarclub.org](http://cougarclub.org).



## MACC Newsletter



How do you like the format of the newsletter? Do you have any ideas to make it better? Want to contribute a story? If you answered yes to any of these we need you involved. Submit your ideas to our club website.

Remember we want pics of you and your ride for our "Is That Your Ride" feature". Deadline for submission for next newsletter will be Dec. 2, 2017





## Message from Our MACC President

MACC Members: First off I want to congratulate and thank all the club members who volunteered and participated in our National Cougar show back in April. It was a big success and would not have been possible without everybody stepping up to the plate. A big shout out also to the Lone Star Cougar Club for working with MACC and helping and bringing their great Cougars from Texas. We could not have done it without you. I also want to thank Muscle Car Review for attending and covering the show. A big thank you also goes out to all the sponsors who helped make the show the success that it was. We are in the very early stages of deciding and planning a possible MACC 2018 car show here in the Tulsa area. We will provide more details soon.

Our club has grown to over 50 members and we are excited with the growth. We have several things in the works that we are extremely excited about. The club is currently working on 1:64 scale Mercury Cougar club diecast cars. We have found a gentleman in Minnesota who will producing the cars for us. There will be two options of the little Cougar. There will be a silver and red versions with our MACC logo on the roof of the car. The cars are \$15 a piece plus any shipping and we hope to have the first batch delivered in mid-October. If you are interested in a little MACC cat, please reach out to any board member and we will take your order. The club is also going to participate in the world-famous Daryl Starbird car show in February 2018 being held at the Expo Square arena in Tulsa, OK. This show attracts some of the finest classic cars from all over the country. There were over 700 cars at the 2017 show. We are going to try and win the club award at the show so we are hoping to have a full complement of CATS at the show. More details to follow.

One last thing. I want to encourage all MACC members to subscribe to Legendary Cougar magazine if you have not done so. It is a great magazine that covers nothing but all the great Cougars and Cougar events across the country. I

have a little inside tip for you. There will be several MACC and Lone Star club cars coming up in some future issues. You can go to [www.legendarycougar.com](http://www.legendarycougar.com) to subscribe.

I hope to see you at our next club meeting or a car show.

Randy Christian  
MACC President

## Up for the Challenge



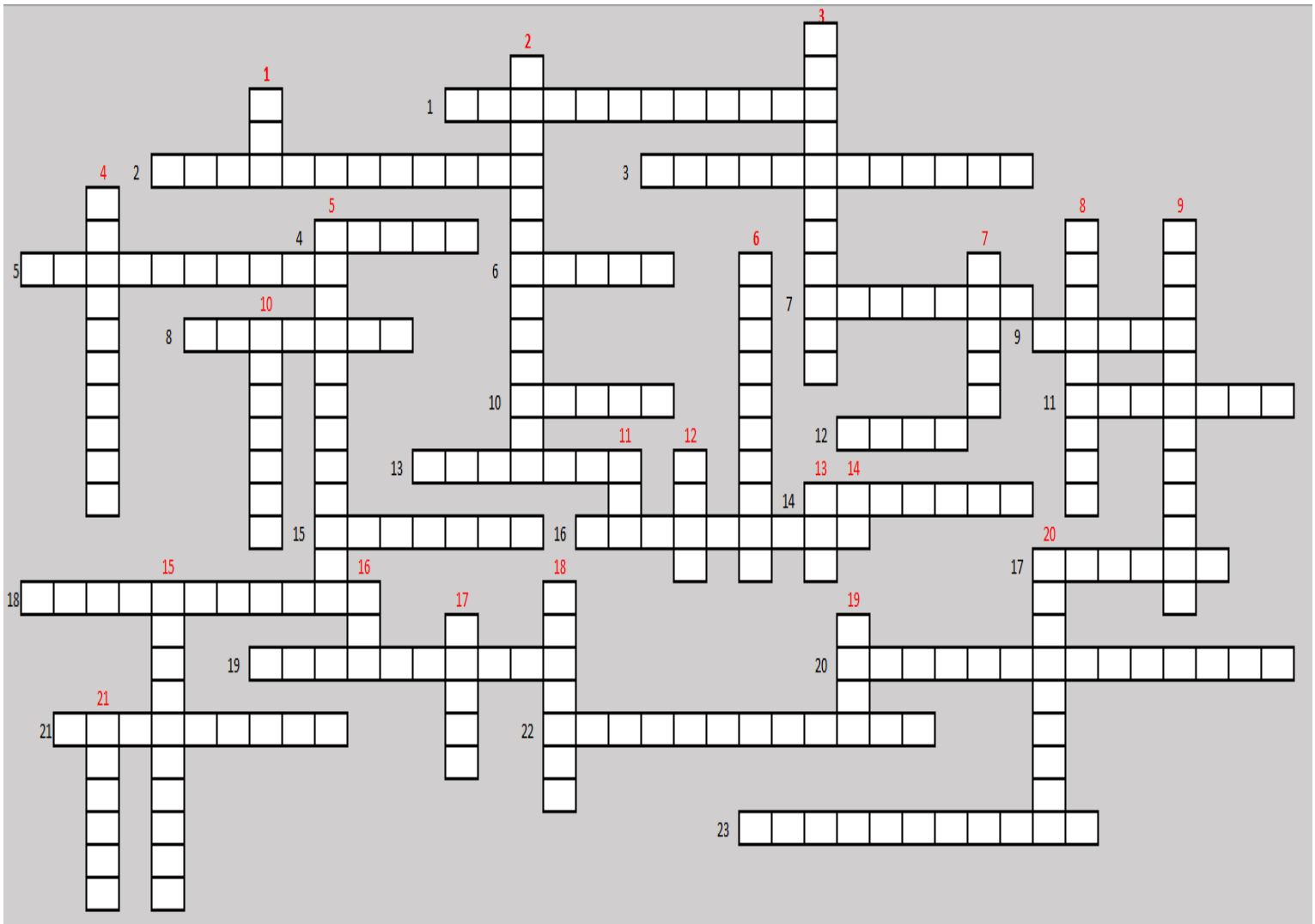
1. The Cougar can reach a top speed of \_\_\_\_\_ mph.
2. What's the main difference between cougars located near the equator as opposed to those near the poles?
3. The cougar can leap as high as \_\_\_\_\_ ft.

## Crossword challenge

See if you figure out the crossword puzzle, answers will be in the next issue. Good Luck!



# On the Prowl



## ACROSS in black

1. Cargo Carrier
2. Motor Trend
3. Vert Finale
4. Car Finishes
5. Coveted Cougar
6. Cats Age
7. 1969 Glass Type
8. 1967-1970 Chassis
9. Last Cousin
10. Generations
11. First Cousins
12. 1981 LS Door Feature

13. Ext Colors for 68
14. Houndstooth Designer \_\_\_\_ Trigare
15. Cougar Producer
16. 351 in 1973
17. Cougar Code Name prior to production
18. Cougar Twin for 2 Decades
19. Year prior to Side Marker Lights
20. His team brought Cougar to Daytona
21. XR-7 G Namesake
22. Promotional Phrase
23. 428 Feature


## Down in red

1. Engines available in 67
2. Commercial "Angel"
3. DG's Number
4. Cougar Head Designer
5. Golfer Featured in Cougar commercial
6. "Angels" Boss also a pitchman
7. General Manager for Mercy Bob \_\_\_\_
8. MACC Coverage
9. Vert Finale
10. Optional Interior Color
11. Number of Black Cougars produced in 98

12. Years verts were an option
13. Type of car 67-70 (abbr)
14. Used to sell a cougar
15. Optional interior color
16. Department of Transportaion for short
17. Seat option
18. 351 in 1969
19. Provider of Cougar parts (Abbr)
20. available ext colors in 73
21. Proposed name before Cougar







## Membership Form

Mid America Classic Cougars is a not for profit organization dedicated to the enjoyment of all aspects of 1967-1973 Mercury Cougars. We strive to foster an open atmosphere for cougar enthusiasts and owners to gather together on a regular basis. Whether you own a cougar, dream of owning one, or just want to get together to talk shop, come join us for a meeting!

### Membership Dues

**Regional (AR, KS, MO, OK)**  
Full Year: \$20      Half Year: \$10

**Non-Regional**  
Full Year: \$30      Half Year: \$20

Please print the information below in black or blue ink.

Date:

First Name		Last Name	
Address			
City	State		Zip Code
Email Address		Phone Number	

How would you like to be contacted? \_\_\_\_\_

Are you a member of the Cougar Club of America? \_\_\_\_\_ Membership # \_\_\_\_\_

Please tell us a little about your cougar(s).

--

If possible, please send a picture of your cougar(s) to [MidAmericaCougars@Gmail.com](mailto:MidAmericaCougars@Gmail.com)

Please mail your completed application and dues to:

Mid America Classic Cougars  
3209 S Linwood Drive  
Sand Springs, OK 74063

If you have any questions, please call:

Randy (President): (918) 398-3315  
Dwight (Vice President): (918) 720-7108  
Charlie (Secretary): (918) 760-2269  
Email: [MidAmericaCougars@Gmail.com](mailto:MidAmericaCougars@Gmail.com)

